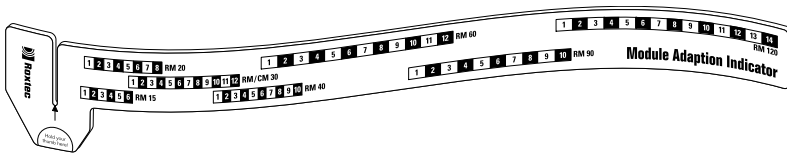



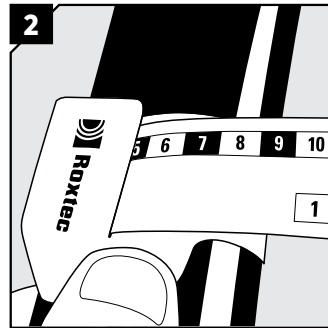
## How to use the Roxtec Module Adaption Indicator



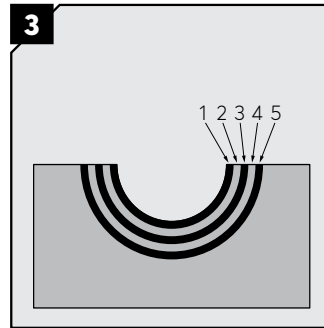
### Installation




1 Fold the indicator tightly around the cable.



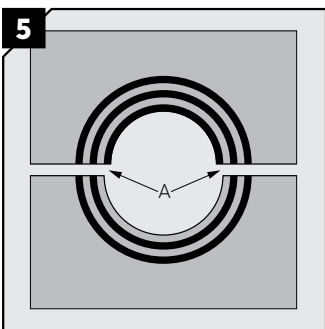
2 The indicator shows which size of module to use as well as how to adapt it to the cable.



3 The indicator shows which layer to keep. Remove one layer less than the indicated number.

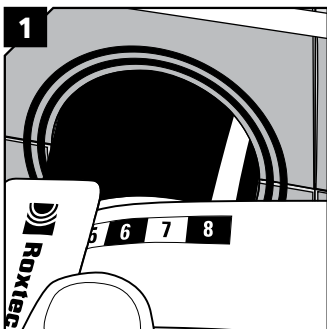


4 Note: Only remove the layer if the box is completely covered. If you can see the number 5 or the color of the box around it, you should remove four layers.



5 The number of layers may not differ (A) by more than one between the corresponding module halves.

## Inspection



To verify the adaption of modules: Fold the indicator around the cable. Read the indicator and count backwards how many layers should remain.

## DISCLAIMER

"The Roxtec cable entry sealing system ("the Roxtec system") is a modular-based system of sealing products consisting of different components. Each and every one of the components is necessary for the best performance of the Roxtec system. The Roxtec system has been certified to resist a number of different hazards. Any such certification, and the ability of the Roxtec system to resist such hazards, is dependent on all components that are installed as a part of the Roxtec system. Thus, the certification is not valid and does not apply unless all components installed as part of the Roxtec system are manufactured by or under license from Roxtec ("authorized manufacturer"). Roxtec gives no performance guarantee with respect to the Roxtec system, unless (I) all components installed as part of the Roxtec system are manufactured by an authorized manufacturer and (II) the purchaser is in compliance with (a), and (b), below.

(a) During storage, the Roxtec system or part thereof, shall be kept indoors in its original packaging at room temperature.

(b) Installation shall be carried out in accordance with Roxtec installation instructions in effect from time to time.

The product information provided by Roxtec does not release the purchaser of the Roxtec system, or part thereof, from the obligation to independently determine the suitability of the products for the intended process, installation and/or use.

Roxtec gives no guarantee for the Roxtec system or any part thereof and assumes no liability for any loss or damage whatsoever, whether direct, indirect, consequential, loss of profit or otherwise, occurred or caused by the Roxtec systems or installations containing components not manufactured by an authorized manufacturer and/or occurred or caused by the use of the Roxtec system in a manner or for an application other than for which the Roxtec system was designed or intended.

Roxtec expressly excludes any implied warranties of merchantability and fitness for a particular purpose and all other express or implied representations and warranties provided by statute or common law. User determines suitability of the Roxtec system for intended use and assumes all risk and liability in connection therewith. In no event shall Roxtec be liable for indirect, consequential, punitive, special, exemplary or incidental damages or losses."



Roxtec International AB  
 Box 540, 371 23 Karlskrona, SWEDEN  
 PHONE +46 455 36 67 00, FAX +46 455 820 12  
 EMAIL [info@roxtec.com](mailto:info@roxtec.com), [www.roxtec.com](http://www.roxtec.com)