

Roxtec GH frame kits

THE SIMPLE WAY TO STANDARDIZE YOUR CABLE AND PIPE ENTRIES

The frame kit from Roxtec makes it even quicker and easier for you to seal your cables and pipes and thereby ensure safety and operational reliability. Standardizing is important for efficient project design and construction, and with Roxtec GH frame kits, standardization is now simplified.

Each kit contains a primary frame for exterior installation, a GE extension

frame for finishing the interior side installation, a butyl sealing strip to serve as a gasket between the exterior frame and the structure, and detailed installation instructions.

Why do we recommend frame kits?

You increase simplicity, accuracy and efficiency by selecting kits.

BENEFITS

- Reduce project risks by standardizing project designs
- Improved flexibility using the butyl sealing strip as a gasket
- Easier ordering with all-inclusive frame kits
- Eliminate cable abrasion on the interior wall with the smooth edges of the GE extension frames

Certified protection

The Roxtec sealing system is developed to protect life and assets. By using frame kits and wedge kits with sealing modules, you can achieve solutions providing protection against:



DUST & DIRT



ELECTROMAGNETIC INTERFERENCE



EXPLOSION, BLAST & SHOCKWAVES



FIRE



GAS & VAPOR



LIGHTNING STRIKES



NOISE



PESTS



VIBRATION & STRAIN



WATER & FLUIDS

Roxtec bolted frames

You can use Roxtec standard bolted solutions in many different types of wall penetrations to provide safe transitions for multiple cables, pipes and tubing.

Concrete and brick

The Roxtec GH FL100 is suitable for bolting in concrete and brick walls, thanks to the wide 100 mm flange. The flange distances the fasteners from the aperture to prevent cracks in the concrete during assembly.


The Roxtec GH BG FL100 is equipped with ground lugs for bonding and grounding applications.

Steel, gypsum and wood

The Roxtec GH is suitable for apertures in steel, corrugated steel, gypsum, wood or sandwich panels. The flange is 60 mm wide.

The Roxtec GH BG has ground lugs for bonding and grounding.

Ask your Roxtec representative for a turnkey solution for your project.



Butyl sealing strip

The butyl sealing strip is a rubber gasket tape that is applied on the flange part of the frame. The butyl sealing strip provides an air, gas, dust and water tight seal between a structure and the frame flange. The butyl sealing strip is available in different pre-cut lengths. For detailed information, see installation instructions.

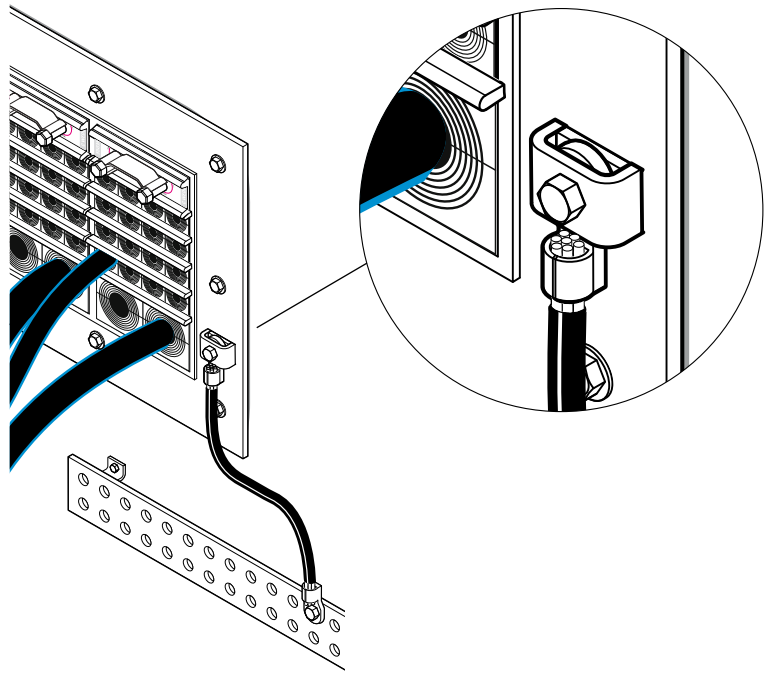


Roxtec GH BG™ solution in walls

The Roxtec GH BG frame kits include frames which have integrated ground lugs to simplify connection to earthed structure.

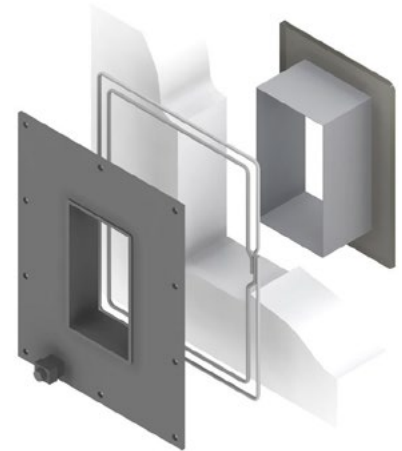
For all applications which require bonding, grounding or protection against EMI, the Roxtec GH BG frame kit is recommended to be used with Roxtec BG B components.

The separate earthing point(s) provide a dedicated electrical path to ground when the mounting surface is not conductive.




Roxtec GH frame kits

Article description	Art. No
GH 6X1 AISI316 FRAMEKIT	152232
GH 6X2 AISI316 FRAMEKIT	152258
GH 6X1 GALV FRAMEKIT	152272
GH 6X2 GALV FRAMEKIT	152273
GH 6X1 FL100 AISI316 FRAMEKIT	152274
GH 6X2 FL100 AISI316 FRAMEKIT	152275
GH 6X1 FL100 GALV FRAMEKIT	152276
GH 6X2 FL100 GALV FRAMEKIT	152277
GH BG 6X1 AISI316 FRAMEKIT	152278
GH BG 6X2 AISI316 FRAMEKIT	152279
GH BG 6X1 GALV FRAMEKIT	152280
GH BG 6X2 GALV FRAMEKIT	152281
GH BG 6X1 FL100 AISI316 FRAMEKIT	152282
GH BG 6X2 FL100 AISI316 FRAMEKIT	152283
GH BG 6X1 FL100 GALV FRAMEKIT	152284
GH BG 6X2 FL100 GALV FRAMEKIT	152285



All kits include a frame, an extension frame, installation instructions and butyl sealing strip. Structural fasteners are not included.

It is easy to standardize with Roxtec

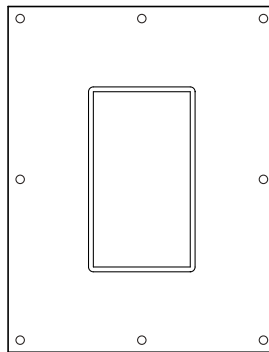


- ⓘ A = Hole width
- B = Hole height
- C = Frame width
- D = Frame height

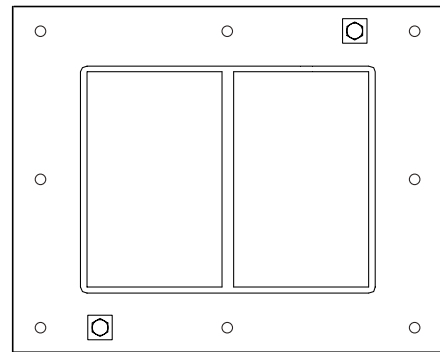
For quick reference, Roxtec frames can be chosen based on the size of the cable tray. This allows the frame dimensions to be specified or included in the project drawings.

Roxtec Transit Designer™

We recommend you to use our web-based tool. The Roxtec Transit Designer is always accessible online. You can share your work with project teams anywhere in the world, and our experts are available through its chat function. To start using it, sign-up on www.roxtec.com.



Example GH 6x1 FL100



Example GH BG 6x2

Roxtec frame	Wall opening size		Frame width	
	(A) mm/in	(B) mm/in	(C) mm/in	(D) mm/in
GH 6x1	140/5.512	245/9.646	253/9.961	350/13.780
GH 6x2	278/10.945	245/9.646	383/15.079	350/13.780
GH 6x1 FL100	140/5.512	245/9.646	333/13.110	430/16.929
GH 6x2 FL100	278/10.945	245/9.646	463/18.228	430/16.929

Note: Same measurements for BG version of the frames.



Roxtec International AB
 Box 540, 371 23 Karlskrona, SWEDEN
 PHONE +46 455 36 67 00, FAX +46 455 820 12
 EMAIL info@roxtec.com, www.roxtec.com